

Investor Presentation

Fluvius System Operator cv

November 2021

fluvius.



Table of contents

1. Corporate profile
2. Overview of activities
3. Recent events
4. Corporate Social Responsibility & Sustainability
5. Financial profile
6. Green financing
7. Key takeaways for investors
8. Annexes

Please read the disclaimer on page 53



Executive Summary



Strategic Importance to the Flemish Region	<ul style="list-style-type: none">• Fluvius covers 100 % of the municipalities of the Flemish Region• Fluvius operates essential utility services for Flemish society: electricity & gas distribution, public lighting, district heating, sewerage, CATV networks, and the associated data management
Favourable Regulatory Environment for Energy (Revenue Cap)	<ul style="list-style-type: none">• The energy DSOs have a legally based regional monopoly for electricity & gas distribution• Tariff mechanism with a 4-year regulatory period based on a revenue cap model, including a fair profit margin as remuneration on invested capital
Efficient Operating Scheme	<ul style="list-style-type: none">• Group structure with one single operating company (Fluvius System Operator) for 11 utility companies allows for efficient operations and benefits of scale• Pooling of staff and all operational, financial and management activities at the operating company
Strong Cash Flow Visibility	<ul style="list-style-type: none">• Predictable revenue streams across all activities
Low Risk Profile	<ul style="list-style-type: none">• Low business risk – the DSOs and other intermunicipalities are not involved in competitive activities• Intermunicipalities own 100% of their network infrastructure
Favourable Economic Dynamics	<ul style="list-style-type: none">• Flanders (Fitch: AA stable; Moody's: Aa2 negative) is Belgium's (Moody's: Aa3 stable) most populated region (6,6 million inhabitants - January 2020). Moody's rates Flanders above the federal state, based on a strong & protective institutional framework, sound pre-pandemic fiscal performance, as well as the strong potential growth of the regional economy (Moody's, 10 December 2020)• Solid investment grade ratings: A3 (stable) at Moody's – A+ (negative) at Creditreform
CSR Considerations	<ul style="list-style-type: none">• Fluvius on its way to climate neutrality by 2050• Sustainable Development Goals (SDGs) are at the heart of Fluvius's impact-based CSR strategy

1. Corporate profile

Who is Fluvius?



Fluvius is the overall name for 11 Flemish intermunicipal utility companies and their operating company Fluvius System Operator (FSO), and some other related entities.

- Fluvius System Operator CV was created on 1 July 2018 through the merger by absorption of the former operating companies Eandis System Operator CVBA and Infrax CVBA.
- Fluvius System Operator is the operating arm of, and is 100% owned by, 11 intermunicipal companies that are themselves 100% owned by the Flemish municipalities.
- These 11 intermunicipal shareholders of Fluvius have operations in
 - (1) the regulated E &G distribution (10 intermunicipal DSOs) – 84,1% of turnover
 - (2) the regulated sewerage system (4 intermunicipalities) – 6,6% of turnover
 - (3) the contract-based cable TV (CATV) infrastructure business (4 intermunicipalities) – 4,6% of turnover
- Fluvius serves approx. 3,5 million access points for electricity, 2,3 million for gas, 0,6 million for sewerage, 1,1 million for CATV and 1,2 million public lighting points. Its utility services cover all 300 Flemish municipalities. Fluvius is Flanders' largest utility company.
- Fluvius is strategically important to the Flemish Region and the latter's policy aim of realising Europe's climate and energy objectives.

Corporate Profile

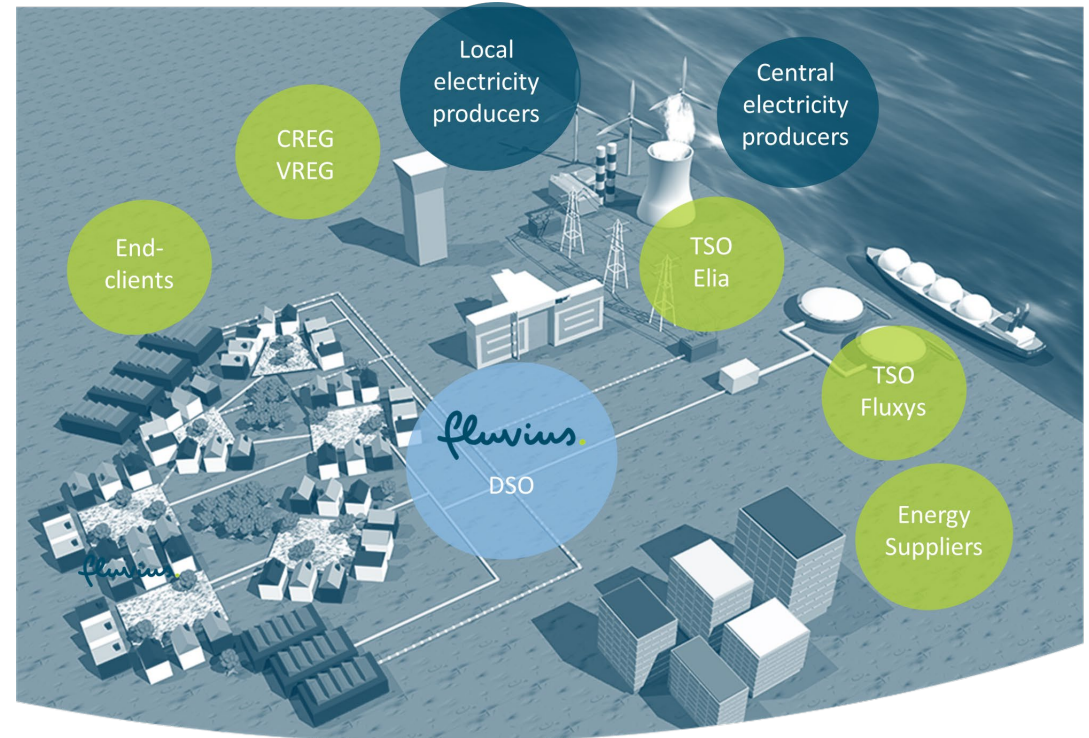
Key figures (31 Dec 2020)

- 7,6 million connections
- 5.502 employees (30 June 2021)
- 1,2 million public lighting points
- 1,1 million connections CATV
- 635.613 connections sewerage
- 2,3 million connections gas
- 3,5 million connections electricity
- 938,1 million € gross investments in 2020

Operating area



Who's who in the Flemish energy market

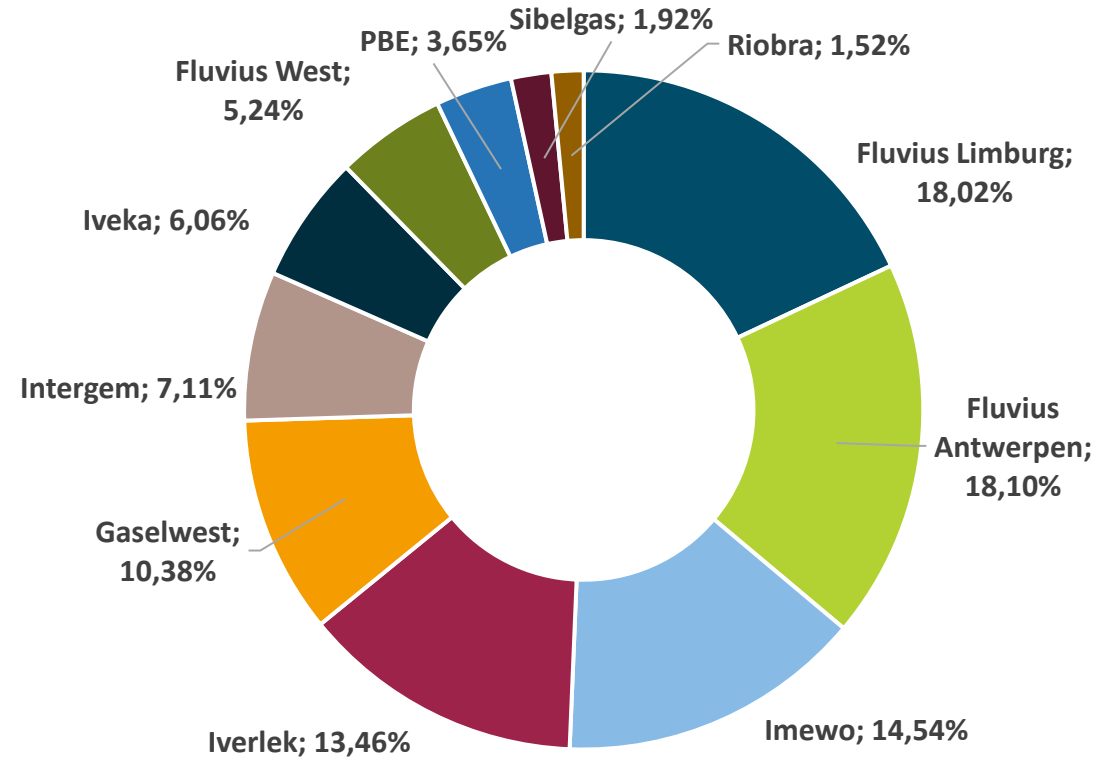


Fluvius's Corporate Structure (1/2)

Group structure



Fluvius's shareholders: 11 intermunicipal companies



Other entities: mainly Fluvius OV, the entity employing statutory staff; also includes Interkabel

Fluvius's Corporate Structure (2/2)



Rationale behind structure

Transparent and flexible corporate structure:

- flexible decision-making structure allows for maintaining close links with 300 municipalities
- structure reflects clear division of powers within the Fluvius Economic Group
- coordination and information flow between both levels is guaranteed

Group's organisation

11 INTERMUNICIPALITIES

- each with its own Board of Directors
- responsible for the intermunicipality's corporate matters and the relations with the local authorities



FLUVIUS SYSTEM OPERATOR

- Board of Directors with 20 members
- responsible for general strategy & policy, financing, Fluvius corporate matters

Fluvius Management committee

CEO:	Frank VANBRABANT
Supply Chain:	Raf BELLERS
Customer Services:	Tom CEUPPENS
Data Management:	Guy COSYNS
Network Operations:	Wim DEN ROOVER
Network Management:	Jean Pierre HOLLEVOET
Finance & ICT:	David TERMONT (CFO)
Secretary-General:	Nick VANDEVELDE
HR:	Ilse VAN BELLE
Regulation & Strategy:	Filip VAN ROMPAEY



Frank VANBRABANT, CEO

Corporate Strategy

Our mission

Sustainably connect society through our multi-utility networks.

Our vision

Fluvius wants to become THE Flemish multi-utility company, in collaboration with all stakeholders.

Our strategy

We focus on one Fluvius. We create a maximum of synergies across different networks. We ensure future-proof networks. We put the customer and the employee at the centre in everything we do.



2. Overview of activities

Electricity & Gas

Characteristics

- electricity & gas distribution grids owned by 10 intermunicipal DSOs – all DSOs are operated by their operating company Fluvius System Operator
- area of operations: entire Flemish Region
- legal basis: Flemish Energy Decree – regulator: VREG
- tariffs and shareholder margin established by VREG based on regulated tariff methodology
- electricity: 3,5 million access points – 86.263 km LV and 46.567 km MV grid – 29,7 TWh transported – EUR 517,4 million invested (2020)
- gas: 2,3 million access points – 47.555 km low-pressure and 10.041 km mid-pressure grid – 61,4 TWh transported – EUR 204,1 million invested (2020)
- public lighting: 1,2 million lighting points
- EUR 10 billion RAB value of networks (end 2020): EUR 6,24 billion (E) and EUR 3,75 billion (G)

Electricity & Gas entities

1. Fluvius Antwerpen
2. Fluvius Limburg
3. Fluvius West
4. Gaselwest
5. Imewo

6. Intergem
7. Iveka
8. Iverlek
9. PBE
10. Sibelgas

Sewerage

Characteristics

- sewerage networks owned by 4 intermunicipal companies that also execute operational activities on these networks (purification excluded)
- 86 municipalities (= 27% of Flanders) as per 30 June 2021
- legal basis: Flemish Drinking Water Decree (compliant with EU Water Framework Directive) - regulator: Flemish Environment Agency (VMM)
- fixed assets: EUR 1,3 billion – EUR 81,9 million invested in 2020
- tariffication aspects:
 - remuneration imposed by law; pass-through via invoice of water companies to end consumers; maximum tariff set
 - drinking water tariff (*'integral water bill'*) consists of (1) water volume consumed, (2) sewerage contribution and (3) purification contribution (= Aquafin). For each element, there is a fixed contribution, a basic tariff (€/m³) and a higher comfort tariff (€/m³)
 - drinking water companies pay a municipal wastewater contribution to the sewerage intermunicipalities
 - VMM and municipalities pay investment grants (75% of total expansion investments) to the sewerage intermunicipalities
 - all profits are reinvested – no dividend pay-outs

Sewerage entities

1. Fluvius Antwerpen
2. Fluvius Limburg

3. Fluvius West
4. Riobra

Cable Distribution

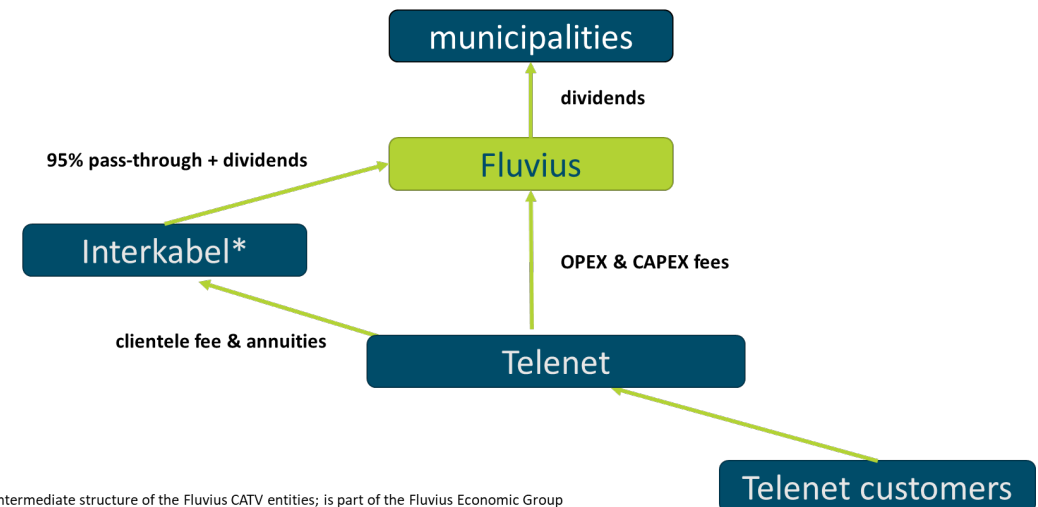
Characteristics

- cable network infrastructure owned by 4 intermunicipalities, covering 103 municipalities
- regulators: BIPT and VRM
- commercial operations on the networks run by telecom operator Telenet, based on 2 LT-contracts (1996 lease contract and 2008 commercial contract) – no commercial risks at Fluvius entities
- financial aspects: Fluvius receives from Telenet
 - **OPEX fee:** fixed remuneration that follows Telenet's operational costs, until 2046, registered as turnover (2020: EUR 24,9 million) → other operating income
 - **CAPEX fee:** 6,25% ROI, until 2046, registered as financial revenue (2020: EUR 25,5 million) → financial income
 - **clientele fee:** 60% on original investments, fixed indexed amount until 2046, EUR 5,8 million in 2020 → revenue (95%) and dividends received (5%)
 - **annuities:** 40% on original investments, OLO interest, until end of depreciations (i.e. currently until 2023), EUR 1,3 million in 2020 → revenue (95%) and dividends received (5%)
 - clientele fee and annuities paid out to **Interkabel**, but 95% pass-through to Fluvius, together with Interkabel dividends. Interkabel is part of the Fluvius Economic Group, hence all income is included in Fluvius Economic Group

CATV entities

1. Fluvius Antwerpen
2. Fluvius Limburg
3. Fluvius West
4. PBE

Financial flows



*Interkabel: intermediate structure of the Fluvius CATV entities; is part of the Fluvius Economic Group

Digital Metering

Characteristics

Objective: provide all Flemish end consumers with digital metering for E&G; only digital meters installed since 1 July 2019 (total of 4,2 million meters E and 3,2 million meters G)

Timeline:

- current roll-out scenario: 80% to be installed by 2024, 100% by 2029

Budget (cash out, E&G) 2020-2028:

- EUR 2.379,1 million, of which EUR 2.338,0 million capex – included in regulatory grid tariffs

Benefits:

- enables remote meter reading/controlling, consumption monitoring by end consumer and grid operator (smart grid)
- average energy savings of 2,6% for E and 1,0% for G; contributes to combat against energy fraud and allows innovative services
- allows us to take up our role as data manager in the energy transition

Public Lighting

Characteristics

Partly regulated activity (e.g. investments in new grids), partly public service obligation (e.g. standard maintenance) and partly non-regulated (e.g. new poles and fixtures) – public service obligation will be eliminated as from 1 January 2022

“Public Lighting 2.0”:

- aims at switch of entire municipal public lighting (1,2 million lighting points) to LED by 2030 – in line with decision by Flemish Government
- most municipalities have transferred their public lighting infrastructure to their DSO; relevant costs processed through electricity dividend

State of roll-out (30 June 2021): 24,3% already LED

Capex budget: EUR 925,5 million (2020-2030)

- increased energy efficiency (up to 45% energy efficiency gains)
- allows for more versatility: dimming, active on/off switching, ..
- also used for monument lighting

Fast data network

Characteristics

[28 October 2021]

Fluvius reached a **non-binding term sheet with Telenet** about evolving their hybrid fibre coax network in Flanders, including FttH technology. The network will be fully open, ultra-performant, accessible to all Flemish households and businesses and built at the lowest societal cost.

Both partners will create a **new self-funding independent infrastructure company**, contributing their existing HFC and fibre assets, as well as developing new build fibre assets in the future.

fluvius.

 telenet

fluvius.

District heating

Characteristics

Fluvius is already involved in 17 local projects, with a direct focus on the grid (building & maintenance) – requirements for potential projects:

- availability of nearby heating source
- technical feasibility
- positive business case



Fluvius's activities

Data Management

Data management has been entrusted to the DSOs and their operating company Fluvius System Operator as an additional activity (by Flemish Energy Decree and Flemish Energy Resolution).

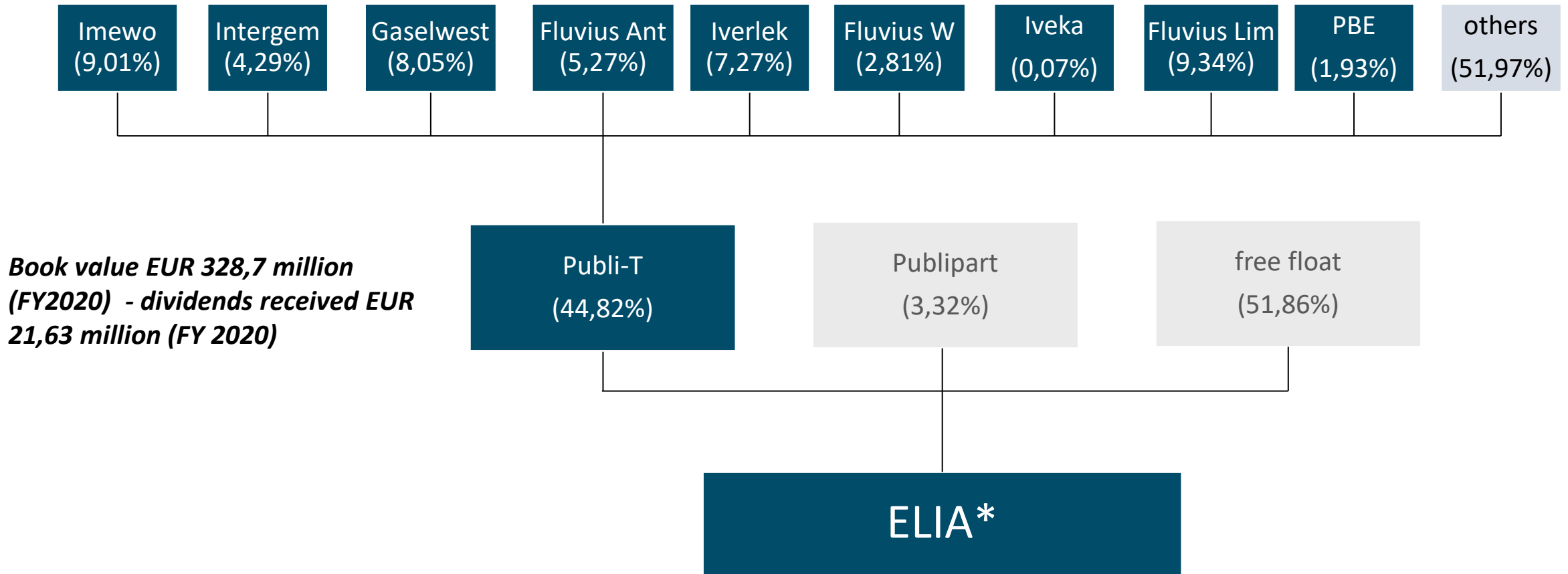
Bound by strict provisions on independent operations and protection of data & privacy (GDPR).

Fluvius's subsidiary Atrias functions as the federal data hub for the energy sector – Central Market System for Belgium went live on 1 November 2021.



Fluvius's activities: financial participations (1)

Belgian electricity TSO Elia through Publi-T

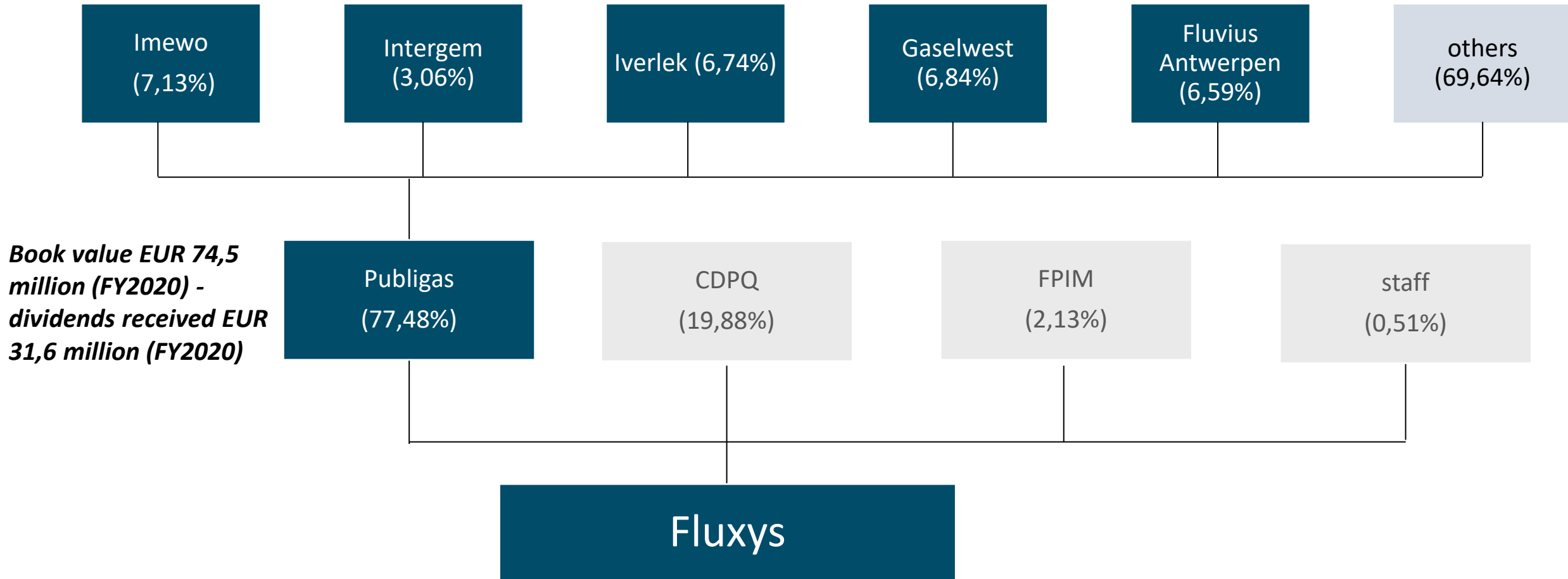


Book value EUR 328,7 million (FY2020) - dividends received EUR 21,63 million (FY 2020)

*** including 80% of German TSO 50 Hertz**

Fluvius's activities: financial participations (2)

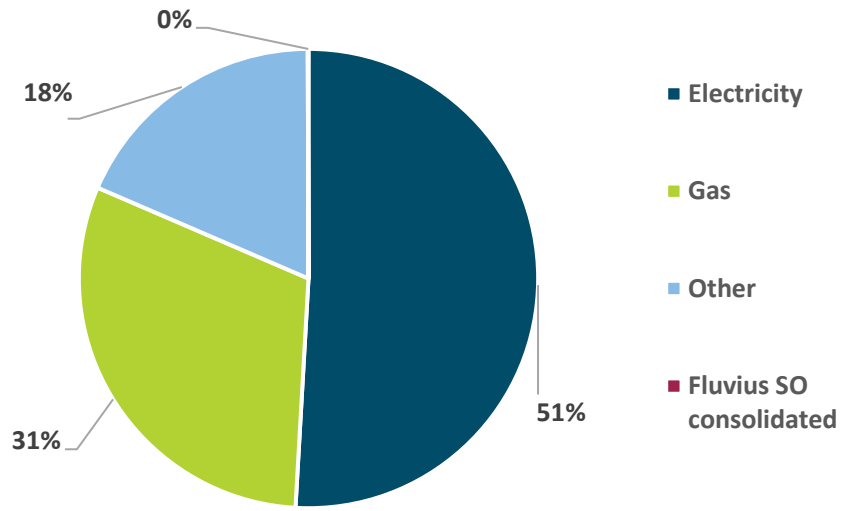
Belgian gas TSO Fluxys through Publigas



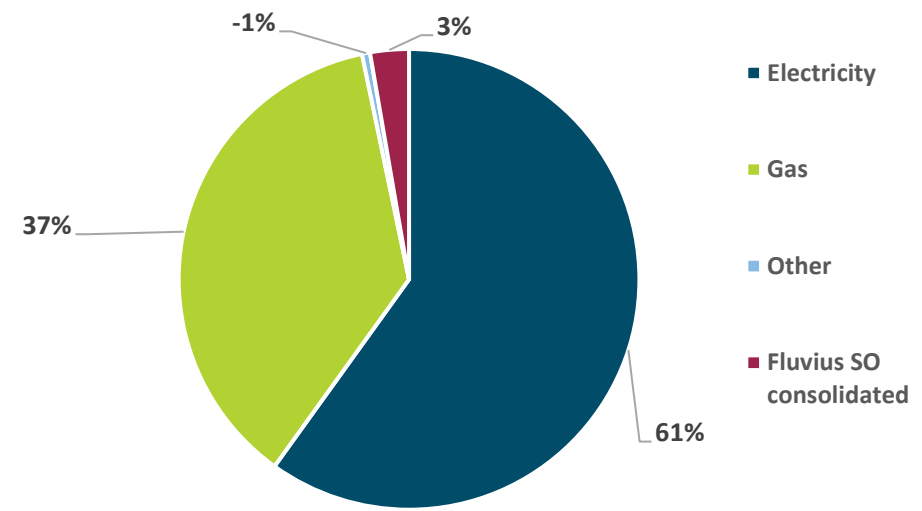
Breakdown of activities



Fixed asset breakdown



Operating profit breakdown



Comments

- Belgian GAAP figures – FY2020
- other activities include sewerage, cable distribution, public lighting, data management,...
- Fluvius SO Consolidated integrates operating activities of Fluvius SO and its subsidiaries

3. Recent events

2021 Highlights



14 January: Constitutional Court partly annuls Flemish Decree on digital metering – Fluvius reschedules its roll-out programme to maintain the 80% roll-out by end 2024 target

8 April: EMTN private placement: EUR 100 million, 12 y, 0,81%

22 April: 2 tranches of EIB loan drawn: EUR 200 million, 7 y, 0,137%

27 April: Antwerp Correctional Court acquits 2 Fluvius managers, but finds Fluvius guilty - with suspended sentence - for the gas explosion of 3 Sep 2019 in Wilrijk (Antwerp) – Fluvius has appealed this conviction

7 June: EMTN bond: EUR 500 million, 7 y, 0,25%

July/August: Fluvius teams volunteer to help Walloon colleagues after severe floodings

20 September: 1 million digital meters installed

19 October: >25% of public lighting already fitted with LED

28 October: non-binding agreement with Telenet on data network of the future

29 October: Moody's changes rating outlook to stable from negative, affirming A3 rating

1 November: go-live of the Atrias Central Market System

4. Corporate Social Responsibility & Sustainability

Corporate Social Responsibility in Fluvius's DNA

Fluvius has embedded Corporate Social Responsibility (CSR) into its corporate strategy:

1. Fluvius clearly focuses on the following **strategical objectives**:
 - to take up a (co)steering role to realize the energy transition and climate objectives in Flanders,
 - to be a 'great place to work',
 - to take into account ethical, environmental and social aspects in our decision-making,
 - to take care of safety.
2. To outline its CSR and sustainability commitments, Fluvius's Board of Directors has approved the **CSR Charter** (see next slide).
3. The company's **CSR policy** will set concrete objectives enabling Fluvius to make responsible choices on ethical, environmental and social aspects.
4. Fluvius's policy document '**Vision 2050**' outlines the company's role in supporting local authorities and the Flemish climate strategy towards climate neutrality by 2050.

Fluvius's mission is to sustainably connect society with its multi-utility solutions



Fluvius external reviews on CSR :
SDG Pioneer by Unitar (2020) / Great Place To Work (2020) / 'Prime' by ISS ESG (2019) / Bronze CSR rating by Ecovadis (2021) / ESG screened by Vigeo Eiris and Sustainalytics

Fluvius CSR Charter commits the entire company



Fluvius CSR Charter commitments

- 1 The Board of Directors, management and all employees commit to striving for a broadly supported CSR & sustainability policy
- 2 Taking into account its company values
- 3 Respecting CSR and sustainability aspects into its activities
- 4 Contributing to the achievement of the SDGs (where relevant)
- 5 Engaging all of its stakeholders to the greatest extent possible
- 6 Communicating transparently on the results



Fluvius opts for a clear, honest and transparent communication to its stakeholders on its CSR and sustainability policies and performance

Fluvius CSR policy setting priorities

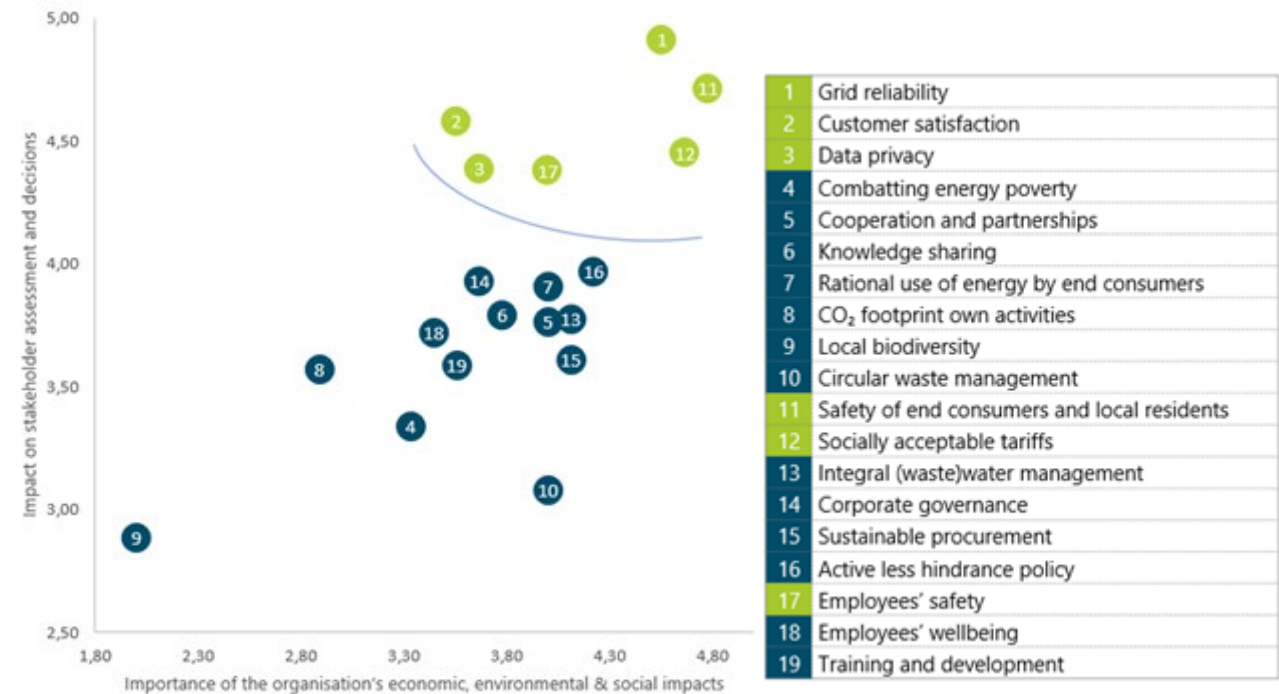
Fluvius CSR & sustainability policy is based on an extensive **materiality and urgency analysis**, after online consultation of stakeholders (o.a. employees, shareholders' representatives, investors, interest groups, supply chain partners and energy suppliers).

All 19 material topics, but especially the 6 most material ones, identified during this analysis have been linked to the **UN Sustainable Development Goals (SDGs)**.

For the implementation, the Fluvius **CSR Roadmap** indicates the priorities between relevant SDGs and detailed targets to be pursued.

For 2021-2024, we focus on (a) enhancing sustainability in our supply chain and (b) reducing our own carbon footprint.

1	Grid reliability	9	INDUSTRY INNOVATION AND INFRASTRUCTURE
2	Customer satisfaction	8	DECENT WORK AND ECONOMIC GROWTH
3	Data privacy	16	PEACE, JUSTICE AND STRONG INSTITUTIONS
11	Safety of end consumers and local residents	11	DECENT WORK AND ECONOMIC GROWTH
12	Socially acceptable tariffs	7	AFFORDABLE AND CLEAN ENERGY
17	Employees' safety	8	DECENT WORK AND ECONOMIC GROWTH



VISION 2050 – Fluvius path to climate neutrality by 2050

In its policy document *Vision 2050 – the Flemish energy grids of the future* Fluvius has set :
4 objectives and **12 actions**



we help to reduce energy consumption

1. we enable large-scale energy savings by digital metering
2. we go for the complete and smart switch of public lighting to LED

we maximise the availability of renewable energy

3. we help to make the Flemish vehicle fleet greener
4. where economically feasible, heating grids get priority
5. we give a new, climate-neutral future to the Flemish gas grids
6. we retrofit gas grids into hydrogen grids for industrial purposes
7. we restructure electricity grids to absorb a maximum of renewable energy

we make the Flemish energy grids future-proof

8. we aim at automisation and a thorough digitalisation

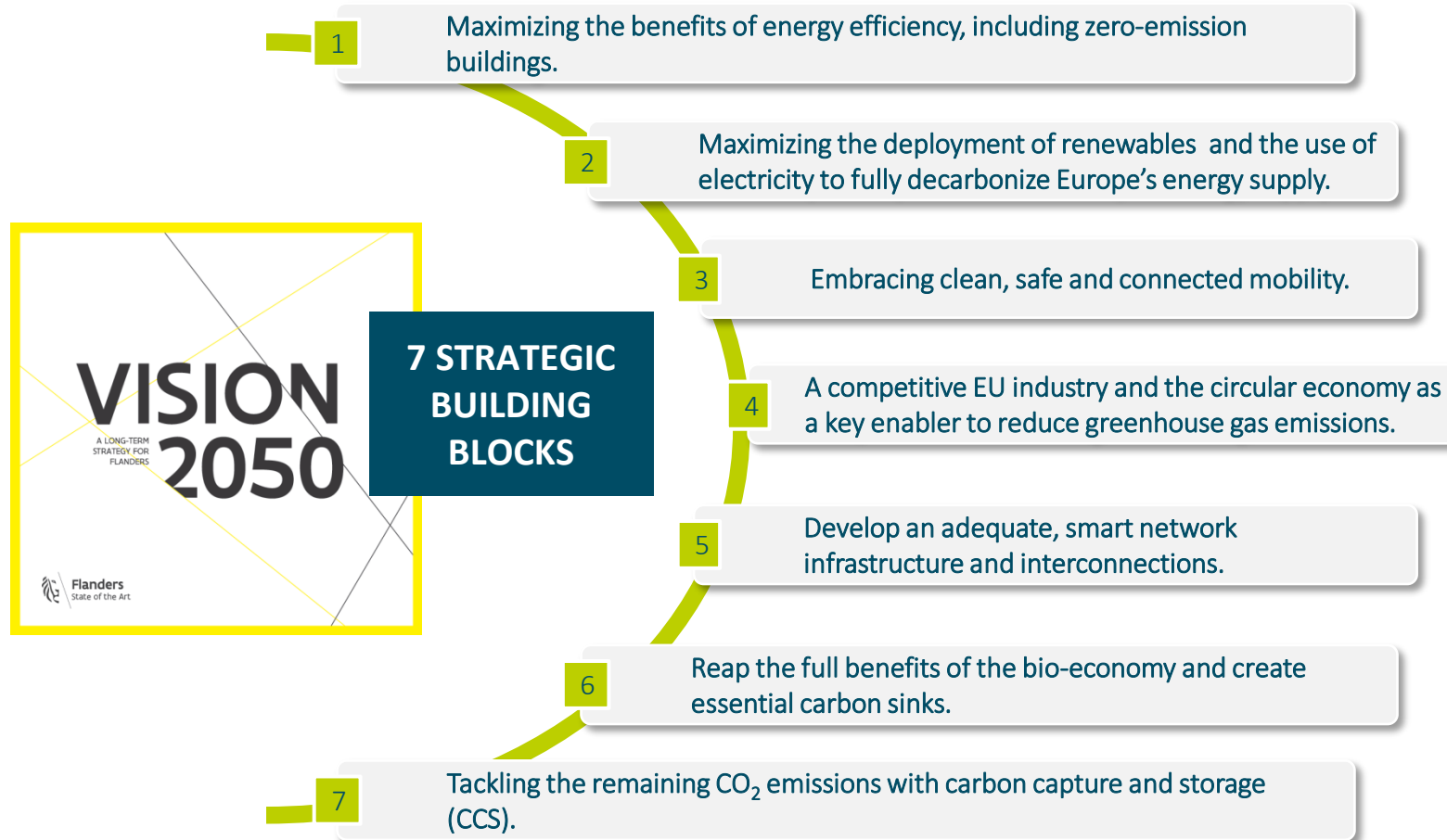
we create new possibilities for our customers

9. rational use of energy must be beneficial for the customer
10. we inform more and communicate pro-actively about the electricity grid's condition
11. we welcome alternative solutions that help to avoid grid investments
12. we go towards 'hybrid grids' thus creating new collaborations

Fluvius is the preferred partner of local authorities in their drive towards energy efficiency. The overall aim is to realise the Flemish climate objectives.

VISION 2050 – Supporting the Flemish Climate Strategy

According to the Paris Agreements, the Flemish government has set guidelines through the 7 European strategic building blocks to become carbon neutral in 2050.



Fluvius's **environmental policy** supports the Flemish strategy by aiming at:

- full compliance with all legislative norms and obligations,
- implementation of maximum circularity and green mobility where feasible and,
- reduction of carbon footprint of our own activities.

Fluvius Environmental Plan 2021-2025 will make these policy objectives concrete

5. Financial Profile

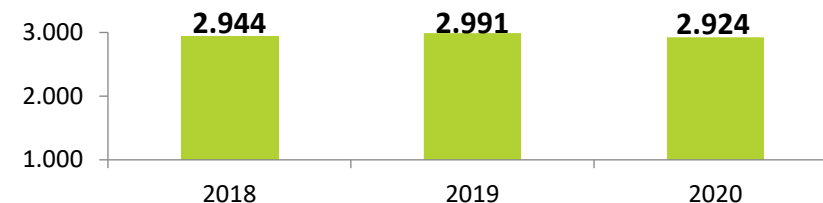
Financial Overview

Summary Financials FY 2018-2020 (IFRS, actuals)

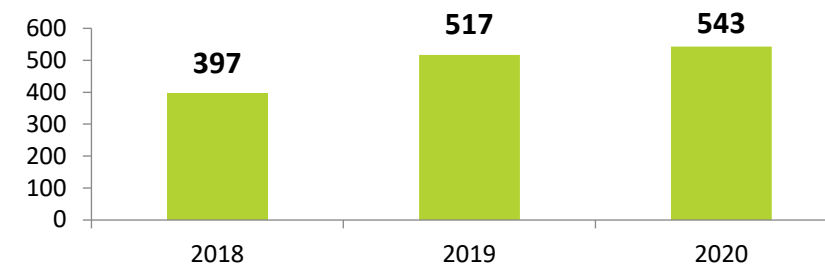
(in mio €)	2018	2019	2020
Statement of Profit/Loss			
revenues	2.944	2.991	2.924
operating revenues	3.499	3.472	3.487
operating expenses	-3.102	-2.955	-2.945
result from operations	397	517	543
net financial income/expenses	-102	-101	-69
profit before tax	295	416	473
profit for the period	191	331	363
other comprehensive income	75	296	290
total comprehensive income	266	626	652
Statement of Financial Position			
current assets	971	965	927
non-current assets	13.373	14.191	14.899
total assets	14.345	15.155	15.826
total equity (attributable to parent)	5.911	6.408	6.757
non-current liabilities	7.190	6.949	6.933
current liabilities	1.236	1.799	2.136
total liabilities	8.426	8.748	9.069
total equity & liabilities	14.345	15.155	15.826
Cash Flow Statement			
net CF from operating activities	1.020	768	816
net CF from investing activities	-529	-572	-847
net CF used in/from financing activities	-501	-153	-2
net increase/decrease of cash/cash equivalents	-10	43	-33
cash + cash equivalents at 31 Dec	22	65	31

Note: 2018: 6 m Eandis Ec. Group + 6 m Fluvius Ec. Group; 2019/2020: 12 m Fluvius Economic Group

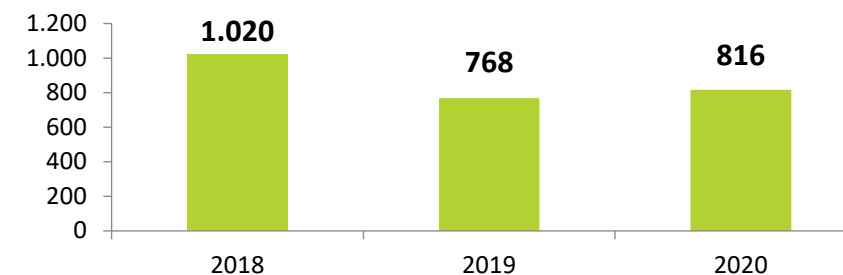
Revenue (in mio €)



Results from operations (in mio €)



Net CF from operating activities (in mio €)

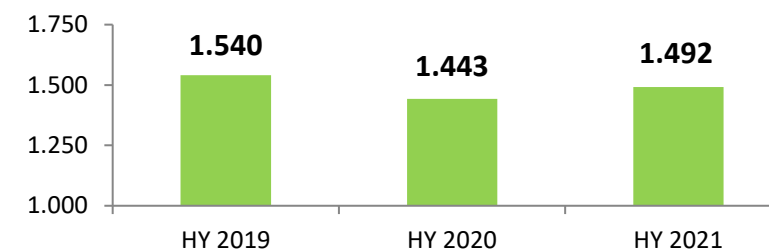


Financial Overview

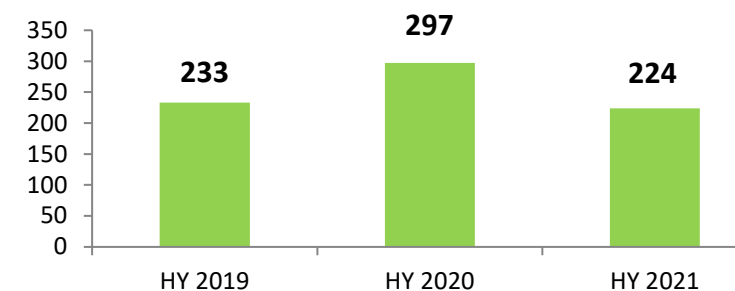
Summary Financials HY 2019-2021 (IFRS, actuals)

(in mio €)	2019	2020	2021
Statement of Profit/Loss			
revenues	1.540	1.443	1.492
operating revenues	1.774	1.734	1.826
operating expenses	-1.542	-1.437	-1.602
result from operations	233	297	224
net financial income/expenses	-77	-58	-54
profit before tax	156	239	170
profit for the period	141	181	119
other comprehensive income	51	266	26
total comprehensive income	192	448	145
Statement of Financial Position			
current assets	1.176	1.069	1.300
non-current assets	13.804	14.660	14.780
total assets	14.979	15.729	16.080
total equity (attributable to parent)	6.093	6.798	6.879
non-current liabilities	7.436	6.920	7.455
current liabilities	1.450	2.010	1.746
total liabilities	8.887	8.931	9.201
total equity & liabilities	14.979	15.729	16.080
Cash Flow Statement			
net CF from operating activities	532	449	337
net CF from investing activities	-207	-459	-407
net CF financing activities	-189	-5	232
net increase/decrease cash/cash equivalents	137	-15	162
cash + cash equivalents at 30 June	158	50	193

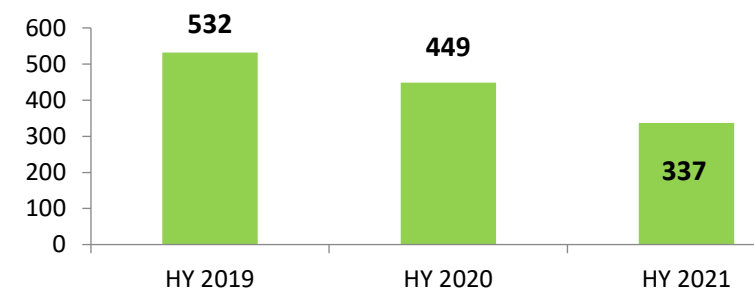
Revenue (in mio €)




Results from operations (in mio €)



Net CF from operating activities (in mio €)



Liquidity Facilities



A	Cash facility / Straight Loan	TOTAL : 225 mEUR (2 banks)	}	total amount: 925 mEUR
B	Revolving Credit	TOTAL : 200 mEUR (1 bank)		
C	Commercial Paper Programme ("Thesauriebewijzen")	TOTAL : 500 mEUR (4 banks)		

A and B are committed facilities;
C is a non-committed programme

Amounts drawn (30 June 2021): 25,0 million EUR (= 2,6%)

under A: 25,0 million EUR

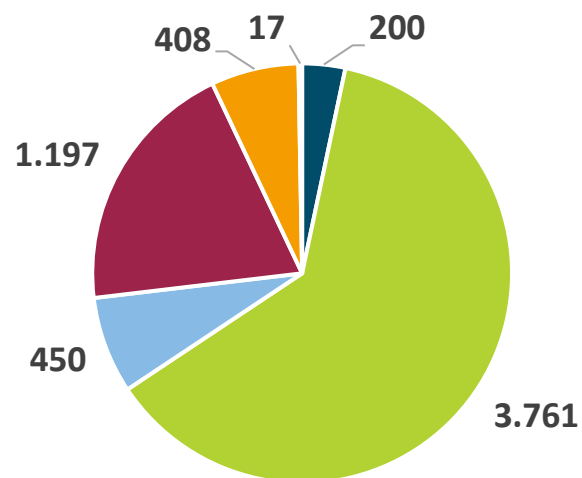
under B: 0 million EUR

under C: 0 million EUR

Debt Profile (Fluvius Economic Group, 30 June 2021)

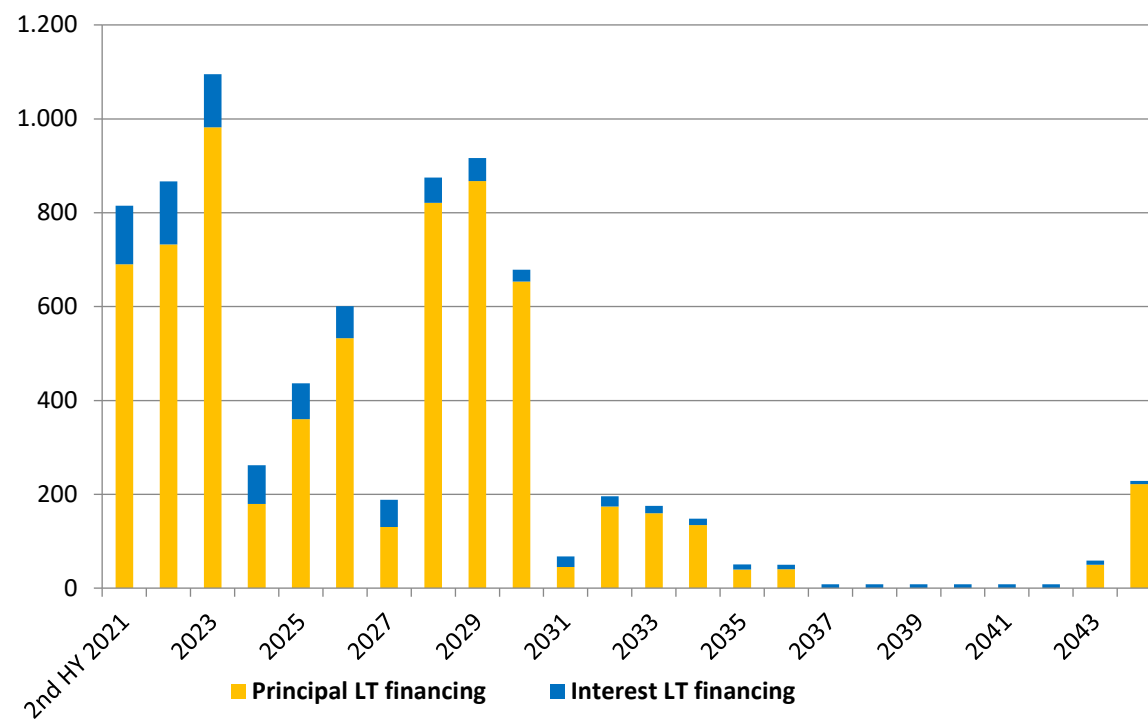


LT debt by instrument: 6.033 million EUR



- retail
- EMTN
- standalone
- bank (fixed rate)
- bank (swapped to fixed)
- bank (variable rate)

Maturity profile of outstanding LT debt (in million EUR)



- average maturity: 6 years 2 months
- average interest rate: 2,37%
- last EMTN transaction: issued 7 June 2021, 7y maturity (14 June 2028), 0,25% coupon rate
- total EMTN programme: EUR 5 billion EUR

Fluvius's activities

E&G Distribution - Regulated Tarification 2021-2024



- 13 August 2020: VREG published the 2021-2024 DSO tariff methodology E&G
- basic tarification principles for tariff period 2021-2024:
 - **Exogenous costs:** budget-based annual allowed income with 'regulatory balances' budget/reality to be compensated for in subsequent tariff periods
 - **Endogenous costs** (depreciations, opex, invested capital remuneration): incentive regulation on revenues ('revenue cap' or 'allowed income'), based on historic sector trend:
 - $AI_n = AI_{n-1} * [1 + CPI - x - x' - x'' + q]$ in which
 - AI = allowed income
 - x = annual efficiency factor
 - x' = Fluvius merger efficiency factor (2021: 73 million EUR for E; 36 million EUR for G)
 - x'' = frontier shift factor (*only for gas*)
 - CPI = consumer price index
 - q = quality factor (*not yet implemented*)
 - includes a RAB x WACC-based margin for shareholders with gearing [= debt/(debt+equity)] set at 60%
 - cost of equity: pre-tax at 5,44% / post-tax at 4,08%, based on CAPM with
 - risk-free rate = 0,09%
 - market risk premium at 4,81% (E & G) and equity β at 0,83
 - cost of debt at 2,14%
 - RAB-based WACC at 3,50% (pre-tax)
 - **Revaluation surpluses in RAB:** remuneration to be fully phased out over 8-year period (2021-2028)
 - **Regulatory balances** for a.o. (1) exogenous costs, (2) distributed volumes, (3) inflation, (4) corporate taxes, (5) tariff changes within the year

Moody's Corporate Rating of Fluvius

A3 (stable)

Credit Strengths:

- robust credit quality of the DSOs that own the company
- low business risk profile of regulated E & G distribution network operations in Flanders
- Implementation of measures mitigating the impact of lower allowed returns in the 2021-2024 regulatory period, including a new dividend policy
- transparent and generally supportive regulatory framework, albeit relatively new and untested in the context of European regulated network peers
- two-notch uplift for potential state support based on high dependence between Fluvius and its shareholding 300 municipalities

Credit Challenges:

- relatively weak position in rating category with financial profile at the bottom the A3 range
- decreasing return over time on revaluation surpluses over 8 years
- cost savings target of EUR 150 million by 2024 imposed by regulator will trigger additional efficiency requirements from 2021

*from: Moody's Press Release
(29 October 2021)*

29 Oct 2021

Paris, October 29, 2021 -- Moody's Investors Service ("Moody's") has today changed the outlook of Fluvius System Operator CV ("Fluvius") to stable from negative. Concurrently, the rating agency has affirmed Fluvius's backed (P)A3 senior unsecured MTN programme ratings, and its A3 backed long-term issuer rating and backed senior unsecured ratings.

RATINGS RATIONALE

RATIONALE FOR THE STABLE OUTLOOK

The stable outlook reflects Moody's expectation that Fluvius will maintain financial metrics above the minimum guidance for its A3 rating, namely Funds from operations (FFO)/net debt above 8% and net debt / fixed assets less revaluation surpluses not above 80%, over the 2021-24 regulatory period. This follows decisions by the Boards of Fluvius and its shareholders to implement measures mitigating the impact of lower allowed returns in the 2021-24 regulatory period, including a new dividend policy, and the allowance of c.EUR22 million of advances for smart meter investments in 2022 by the Flemish energy regulator, the VREG. Nevertheless, Fluvius is expected to remain relatively weakly positioned in its rating category, with a financial profile at the bottom of the range expected for an A3 rating during the regulatory period.

The mitigating measures voted by the Boards of Fluvius and its shareholders include a dividend policy for regulated electric and gas activities whereby each of Fluvius's shareholders with an equity/Regulated Asset Base ratio above 40% (in Belgian GAAP) will receive up to 120% dividend payout while those shareholders with equity/F

Rating history:

- **12 Oct 2011 - 13 Mar 2014 : A1 (negative)**
- **13 Mar 2014 - 2 Dec 2014: A1 (stable)**
- **2 Dec 2014 – 14 Dec 2016: A1 (negative)**
- **14 Dec 2016 – 29 Jun 2018: A3 (stable)**
- **29 Jun 2018 – 25 July 2019: A3 (positive)**
- **25 Jul 2019 – 10 Sep 2020: A3 (stable)**
- **10 Sep 2020 – 29 Oct 2021: A3 (negative)**
- **since 29 Oct 2021: A3 (stable)**

Creditreform's Corporate Rating of Fluvius

A+ (negative)

Credit positives:

- government-related company, 100% public shareholders
- strategic importance for Flemish Region
- low business risk profile of DSOs with legally based regional monopoly in E&G distribution
- stable and predictable cash flows from regulated and contractual activities
- overall steady business performance in 2020
- Measures to mitigate negative impact of tariff methodology 2021-2024
- proven access to capital markets

Credit negatives:

- expected significant decline in revenues and cash-flows from 2021 due to VREG tariff methodology 2021-2024 E&G
- decrease in WACC and remuneration base
- Increased investment needs, high fixed costs

*from: Creditreform Rating Action - Update
(28 October 2021)*

Rating history:

- **18 Jan 2017 - 27 Oct 2020: A+ stable**
- **as from 27 Oct 2020: A+ negative**

Creditreform Corporate Issuer / Issue Rating
Fluvius System Operator CV

Creditreform
Rating

28 October 2021 – Neuss, Germany

Rating Action / Update:

Creditreform Rating has affirmed the solicited corporate issuer rating of Fluvius System Operator CV, at A+ with negative outlook.

Creditreform Rating (CRA) has affirmed the solicited corporate issuer rating of Fluvius System Operator CV, as well as the solicited corporate issue rating of the long-term local currency senior unsecured issues, at A+ with negative outlook.

For more information about our rating assessment of Fluvius System Operator CV, especially with regard to its earlier development and structural, business, and financial risks, please refer to our full rating report and update report, published on 26 July 2019 and on 27 October 2020 respectively, which can be found on our website under published ratings.

Fluvius System Operator CV (hereinafter also 'the Company', 'FSO' or 'Fluvius') is the multi-utility network operator in Flanders, Belgium. The Company was founded on 1 July 2018 through the merger of the former operating companies Eandis System Operator CVBA and Infrax CVBA, and is responsible for the distribution of electricity, gas, sewerage, cables, and heat. FSO, its consolidated subsidiaries, and the Mission Entrusted Associations (MEA's) together form the Economic Group Fluvius (hereinafter also 'the Group' or 'EGF').

Fluvius System Operator CV operates on a cost-price basis on behalf of the MEA's, which are the network owners, and given the fact that they provide guarantees for debt obligations of FSO, we have considered the Group as a whole in order to assess the creditworthiness of FSO.

Analysts

Natallia Berthold
Lead Analyst
N.Berthold@creditreform-rating.de

Rudger van Mook
Co-Analyst
R.vanMook@creditreform-rating.de

Neuss, Germany

6. Green financing

FLUVIUS Green Financing Framework



1° Use of Proceeds

- Fluvius allocates the net proceeds of each issue of a Green Financing Instrument under its Green Financing Framework to a portfolio of new and/or existing Eligible Green Projects (EGP).
- The projects will contribute to either one of the following environmental objectives: climate change mitigation, climate change adaptation and sustainable use and protection of water and marine resources*

2° Process for Project Evaluation & Selection

- Fluvius's ESG policy is prepared, elaborated and coordinated by the Fluvius CSR Board, and validated/approved by its Management Committee and Board of Directors
- The evaluation and selection of projects to be financed by Green Financing Instruments is carried out by a dedicated Green Finance Committee, composed by senior representatives of Fluvius and chaired by the company's CFO.

3° Management of Proceeds

- The process for the management of proceeds is handled by Fluvius's Corporate Finance team, which monitors and keeps track of the amount of net proceeds from GFI instruments and the investments made in Eligible Green Projects.
- Fluvius tends to allocate the full amount of proceeds within the next 24 months following the issuance of GFI's.
- An amount equal to the net proceeds from the Green Financing Instruments will be deposited in Fluvius's general account.

4° Reporting

- Fluvius to report annually on the allocation and impact of its net proceeds during the lifetime of outstanding Green Financing Instruments.
- Starting one year after issuance and until the maturity date of the relevant Green Financing Instrument Fluvius will request on an annual basis external assurance on the allocation and impact of the Green Financing Instrument issued under this Green Financing Framework.

5° External Review

- ISS-ESG delivered an external opinion (Nov 2020) certifying that the Fluvius Green Financing Framework is aligned with:
 - the Green Bond Principles (GBP) developed by the International Capital Markets Association (ICMA)
 - the Green Loan Principles (GLP) developed by the Loan Market Association (LMA)
 - the Green Bond Standards as proposed by the European Union



* 3 of the EU Taxonomy's Environmental Objectives

Allocation & Impact Reporting



Allocation Reporting

Fluvius's report will discuss the allocation of its net proceeds during the lifetime of outstanding Green Financing Instruments. The allocation report will present details on:

- The year of investment.
- The aggregate amounts of investments and expenses allocated to Eligible Green Projects, along with examples and description of emblematic Eligible Green Projects.
- The balance of unallocated proceeds (if any) invested in cash, the cash pooling system within the Fluvius Economic Group and/or cash equivalents.
- The proportion of new financing and refinancing.

Impact Reporting

The actual metrics reported on will depend upon the nature of the relevant projects, e.g.:

Fluvius projects	Examples of metrics
Energy efficiency	<ul style="list-style-type: none"> • energy saved (kWh) • digital meters installed (number of) • public lighting points switched to led (number of) • GHG emissions avoided (tCO₂e)
Water infrastructure	<ul style="list-style-type: none"> • sewerage grid constructed (km) • new connections to sewerage grid (number of) • volume of wastewater collected (m³)
District heating	<ul style="list-style-type: none"> • grid length (km) • supply of heat generated (GJ) • GHG emissions avoided (tCO₂e)
Clean transport	<ul style="list-style-type: none"> • EV charging points installed (number of) • e-vehicles purchased for Fluvius's fleet (number of) • e-vehicles purchased for municipal fleets (number of) • CO₂ emissions avoided (tonnes)
Renewable energy	<ul style="list-style-type: none"> • renewable generation projects connected to the distribution grid (number of projects) • renewable generation capacity connected to the distribution grid (MW)

Eligible Project Portfolio for 2020-2030 Green Bond



1. roll-out of digital meter electricity

- enables decentralised electricity production, grid monitoring and switch from fossil to renewable energy
- allows end consumer to monitor/adapt consumption and enhances energy-efficiency of household appliances
- maximum recycling of waste streams

→ SDG 7 & 9

2. switch to LED technology in all municipal public lighting

- 1,2 million lighting points involved
- enhances energy-efficiency (up to 45% efficiency gains)
- creates more flexibility in grid management (dimming, on/off switching, follow-me technology, ...)

→ SDG 7 & 9

3. sewerage grids

- both expansion and renewal projects
- contributes to 2027 European objectives on clean surface water
- increases sewerage grid connection rates

→ SDG 6

4. facilitation of renewable electricity generation

- adaptation of distribution grid to cope with additional renewable generation capacity to be connected (cabins, switch and transformer stations, MV/LV grids, teletransmission, metering infrastructure, ...)

→ SDG 6, 9 & 11

7. Key takeaways for investors

Our strengths – key considerations for investors

- largest Flemish multi-utility with over 7 million customers served, covering the entire Flemish region
- 100% public shareholders
- low risk business profile across all activities
- robust capital structure and strong liquidity position; stable and predictable cash flows due to regulated tariffs or long-term contractual agreements
- highly experienced management and staff
- strategic focus on operational excellence, synergies and sustainability

Solidity of Fluvius's credit is confirmed by investment grade ratings from Moody's and Creditreform Rating.



Contact Fluvius



FLUVIUS System Operator cv

Brusselsesteenweg 199, B-9090 Melle

Your contact: Investor Relations (Koen Schelkens)

Mail: investors@fluvius.be

Tel: +32/9/263 45 04

<http://www.fluvius.be>

fluvius.



8. Annexes

- Creation of Fluvius
- Regulatory framework
- Tarification
- Financials
- Fluvius's subsidiaries
- Intermunicipalities & DSOs
- Abbreviations & disclaimer

Fluvius System Operator: creation through merger operation

Rationale for the merger of Eandis, Infrax and Integan:

- shared interests of Eandis and Infrax had increased over time
- energy transition and switch towards system operator role require a maximum of benefits of scale
- synergies will benefit consumers' end tariffs
- fully in line with Flemish Government's policy: one single Flemish multi-utility operating company

Important dates:

- legal kick-off: 1 July 2018 - commercial kick-off: 7 February 2019

Legal aspects of the merger:

- merger by absorption, followed by change of name into Fluvius System Operator
- shareholders: existing shareholders of Eandis, Infrax and Integan became shareholders of Fluvius System Operator in a 'share-based only' transaction - no other direct impact on DSOs
- bondholders: ex-Eandis bonds remain guaranteed by ex-Eandis DSO guarantors, ex-Infrax bonds remain guaranteed by ex-Infrax DSO guarantors. Bonds issued by Fluvius System Operator are being guaranteed by all Fluvius shareholders.



Regulatory Framework E&G - Purpose and Organisation



Purpose

Organise the energy market in order to

- Increase generation capacity through import and new generation units
- Improve competition in generation
- Provide for neutral, technically integrated and cost-efficient networks for E&G transmission and distribution
- Benchmark cost of energy
- Reduce costs
- Permanently monitor the market and, if needed, adjust regulations to improve its organisation
- Have a well-functioning retail market

Take action with a view to the climate objectives

- Harmonise energy and environmental policies
- Promote efficient use of energy
- Promote use of renewables and use of CHP (Combined Heat & Power) units

Areas of Competence

For the Belgian energy market, 1 federal (CREG) and 3 regional regulators (Flanders: **VREG**) have been set up

CREG's areas of competence:

- Electricity generation (except renewables and CHP systems)
- Electricity transmission on grids >70 kV
- Gas storage and transport
- Transmission tariffs

The 3 regional regulators' areas of competence:

- Local distribution of electricity (voltage ≤ 70 kV)
- Local distribution of natural gas
- Electricity generation from renewables and CHP
- Rational use of energy (RUE)
- (Social) public service obligations
- Organisation of supply market and supply licenses
- Distribution tariffs

Regulatory Framework E&G

DSOs implement the Flemish government's public service & social welfare policies.



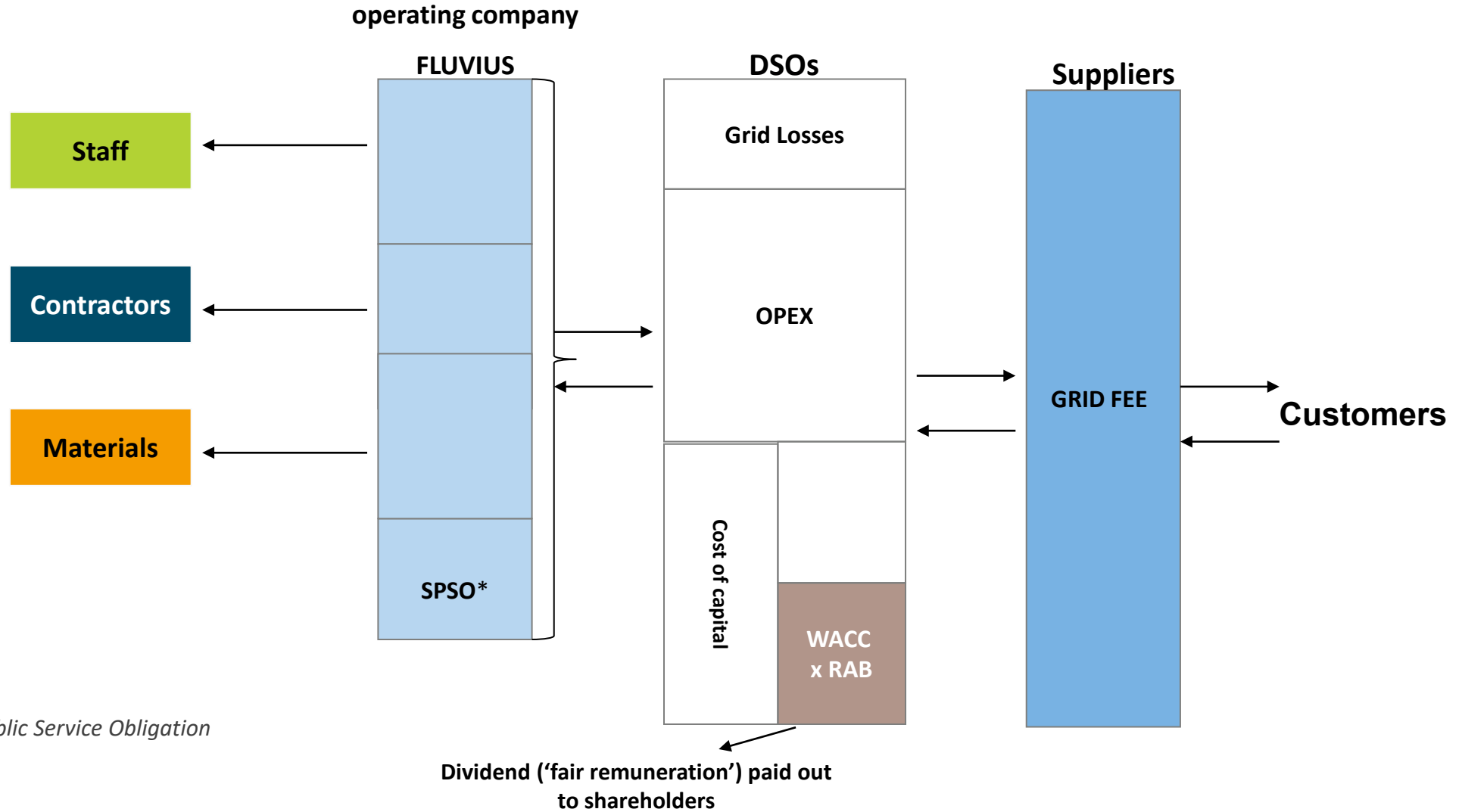
Public Service Obligations (PSO)

Public Service Obligations are a number of diverse obligations imposed on the E&G DSOs. There are **3 types of PSOs**:

1. Technical	<ul style="list-style-type: none">• DSO is required to connect each end user to the E&G distribution grids at a maximum cost of EUR 250
2. Social	<ul style="list-style-type: none">• DSO is the social supplier for customers dropped by commercial suppliers• cut-offs from grid only allowed under strict conditions = protection of socially vulnerable customers• DSO is supplier-of-last-resort when commercial supplier fails
3. Environmental	<ul style="list-style-type: none">• support mechanism for E generation from renewables through certificate system: DSO is obliged to buy Green Power Certificates (GPC) and Combined Heat/Power Certificates (CHPC) at set price, to be sold to the market• DSO pays out subsidies for energy-saving measures (Rational Use of Energy)• DSO installs charging infrastructure for electric vehicles

→ the total PSO cost is part of the distribution grid fee billed by the DSOs

Cash Cycle E&G distribution



* SPSO = Social Public Service Obligation

Financial Overview

Outstanding bonds at Fluvius (as per 30 June 2021)

[in order of maturity date]

Type	E = Eandis I = Infrax F = Fluvius	Amount (m€)	Issue Date	Maturity date	Maturity	Coupon
EMTN benchmark	E	500	8/11/2011	8/11/2021	10	4,500%
EMTN benchmark	E	500	30/11/2012	30/11/2022	10	2,750%
EMTN benchmark	E	500	9/10/2013	9/10/2023	10	2,875%
EMTN sub-benchmark	I	250	30/10/2013	30/10/2023	10	3,750%
Retail	E	200	23/06/2017	23/06/2025	8	2,000%
EMTN sub-benchmark	E	400	4/12/2014	4/12/2026	12	1,750%
Schuldschein	E	50	21/09/2012	21/09/2027	15	3,500%
EMTN Private Placement	E	54,5	28/03/2013	28/03/2028	15	3,500%
EMTN Benchmark	F	500	7/06/2021	14/06/2028	7	0,250%
EMTN benchmark	E	550	7/05/2014	7/05/2029	15	2,875%
EMTN sub-benchmark	I	250	29/10/2014	29/10/2029	15	2,625%
EMTN benchmark GREEN	F	600	25/11/2020	2/12/2030	10	0,250%
EMTN Private Placement	E	135,5	10/07/2012	10/07/2032	20	3,950%
EMTN Private Placement	E	20,5	28/03/2013	28/03/2033	20	3,750%
EMTN Private Placement	F	100	30/03/2021	8/04/2033	12	0,810%
Private Placement	E	95	27/10/2014	27/10/2034	20	2,600%
Private Placement	E	23	5/03/2014	5/03/2036	22	3,550%
Namenschuldverschreibung	E	50	24/06/2013	24/06/2043	30	3,500%
Private Placement	E	52	5/03/2014	5/03/2044	30	3,550%
Private Placement	E	170	27/10/2014	27/10/2044	30	3,000%

Fluvius System Operator's subsidiary

De Stroomlijn cv



- Activity: call centre for distribution network related issues
- Shareholders: Fluvius System Operator (62,17%), multi-service company Farys (32,03%), Synductis (2,90%), De Watergroep (2,90%)
- Board: 9 members (of which 4 for Fluvius, incl. Chairman David Termont)
- Staff: 352 on 4 sites (Mechelen, Ghent, Ypres and Hasselt)
- Established: 28 December 2006

- Operates at cost price (no margin/profit) for its shareholders
- Consolidated according to the integral method
- Financials 2020 (BE-GAAP)
 - Balance sheet total: EUR 3.305.140
 - Contribution: EUR 265.400 (formerly share capital)
 - Debt: EUR 3.039.740, all of it ST debt
 - Turnover: EUR 18.734.009

Fluvius System Operator's subsidiary:



Atrias cv

- Shareholders: all Belgian distribution grid operators; Fluvius System Operator owns 50% of share capital
- Board: 12 members (of which 6 for Fluvius, incl. Chairman Frank Vanbrabant)
- Staff: 24 (31 December 2020) – CEO: Frank De Saer
- Established: 9 May 2011

- Operates on a federal scale (the whole of Belgium) to obtain maximum economies of scale
- Atrias has developed MIG-6 (Message Implementation Guide, smart-ready) and a central market system (launched November 2021)
- Works at cost price (no margin/profit) for its shareholders
- Consolidated in Fluvius according to the equity method
- Financials 2020 (BE-GAAP)
 - Balance sheet total: EUR 83.352.548
 - Contribution: EUR 18.600 (formerly share capital)
 - Debt: EUR 83.333.948 (of which EUR 69.357.840 LT debt and EUR 13.960.869 ST debt)
 - Turnover: EUR 35.643.768

Fluvius System Operator's subsidiary:



Synductis cv

- Date of establishment: 21 December 2012
- Shareholders: Fluvius System Operator (34,47%), De Watergroep, Farys, IWVA, Proximus, Pidpa and Aquafin – collaboration agreements with public transport company De Lijn and Flemish Agency for Roads & Traffic - open for other utilities to join
- Board: 6 members (of which 2 for Fluvius) – chairman: Christoph Peeters (on behalf of Fluvius)
- Staff: none, all operations run by staff delegated by shareholders
- Synductis detects synergies between utilities carrying out infrastructure works in the public domain (energy, water, telecom, sewerage a.o.), thus reducing hindrance for the general public and realising cost efficiencies for the utilities
- Works at cost price (no margin/profit) for its shareholders
- Consolidated according to the equity method
- Financials 2020 (BE-GAAP)
 - Balance sheet total: EUR 1.431.849
 - Contribution: EUR 21.700 (formerly share capital)
 - Debt: EUR 1.984.116 (only ST debt / no LT debt)
 - Turnover: EUR 1.907.712

Intermunicipalities and DSOs



Intermunicipalities - Overview

- Belgian local municipalities are in charge of several public services (waste management, water management, environment, energy distribution, ...)
- The municipalities may organise these tasks in 2 ways
 - either through a “municipal company” in which each municipality organises the service with its own staff and financial resources
 - or through an association of several municipalities, (also called “intermunicipality”) in which several municipalities are associated to provide a common service
- Legal status of companies of public law
- Flemish intermunicipalities are governed by the Flemish Decree on Local Authorities (22 Dec 2017)
- Intermunicipal licenses are valid for 18 years without exit possibilities

DSOs - Overview

- Most municipalities opted for intermunicipal associations as their electricity and gas distribution system operator (“DSO”)
- Intermunicipal DSOs, being public law companies, do not have a commercial character, thus Belgian bankruptcy law does not apply
- In view of their mission on behalf of their public shareholders, intermunicipal DSOs perform a public service observing the principles of equality, continuity, regularity of service in relation to suppliers and customers, rather than by pure economic profit
- Each intermunicipal DSO holds a legal monopoly for the area covered by its network
- Each intermunicipal DSO owns its proper grid infrastructure
- Each intermunicipal DSO is appointed by the energy regulator for a renewable term of 12 years: ownership of network (or rights of use) is prerequisite for obtaining such a licence – current DSO licences for E are valid until 5 September 2026, for gas until 14 October 2027

Abbreviations



- **BIPT** = Belgisch Instituut voor Postdiensten en Telecommunicatie (= Belgian telecom regulator)
- **CATV** = Cable Television
- **CHP** = Combined Heat & Power (WKK, warmtekrachtkoppeling)
- **CHPC** = Combined Heat & Power Certificate (warmtekrachtcertificaat)
- **CREG** = Commissie voor de Regulering van de Elektriciteit en het Gas (= Belgian federal energy regulator)
- **CV** = cooperative company (coöperatieve vennootschap)
- **DSO** = Distribution System Operator (distributienetbeheerder, DNB)
- **EBITDA** = Earnings Before Interest, Taxes, Depreciation and Amortization
- **GPC** = Green Power Certificate (GSC, groenestroomcertificaat)
- **RAB** = Regulated Asset Base (= economic value of network for transmission & distribution of electricity and gas)
- **RUE** = Rational Use of Energy (Rationeel Energiegebruik)
- **RUW** = Rational Use of Water (Rationeel Watergebruik)
- **TSO** = Transmission System Operator (transmissienetbeheerder, TNB)
- **VMM** = Vlaamse Milieumaatschappij (= Flemish Environmental Agency)
- **VREG** = Vlaamse Regulator van de Elektriciteits- en Gasmarkt (= Flemish regional energy regulator)
- **WACC** = Weighted Average Cost of Capital (gewogen gemiddelde kapitaalkost)

Disclaimer



These materials have been prepared by and are the sole responsibility of Fluvius System Operator cv. They have not been verified, approved or endorsed by any other person. No representation or warranty (express or implied) is made as to the fairness, accuracy, completeness or correctness of the information or opinions presented herein. This presentation has not been verified by the company's auditor.

The term 'Fluvius' refers either to Fluvius System Operator cv or to the consolidated group (i.e. Fluvius System Operator cv + its consolidated subsidiaries). The term 'Fluvius Economic Group' refers to Fluvius (consolidated group) + 11 intermunicipal companies* that are its sole shareholders, and some other related entities. The Fluvius Economic Group is not a legal entity, but for international accounting and consolidation purposes the Fluvius Economic Group can be considered as if it were a single entity.

Forward-looking statements in this presentation do not guarantee future performance. Actual results may differ materially from such forward-looking statements as a result of a number of uncertainties or risks, many of which are out of control of Fluvius System Operator cv, its subsidiaries and shareholders. Forward-looking statements speak only as at the date of this document. The information contained in this presentation is subject to amendment, revision and updating. It is in no way an investment advice or a recommendation to subscribe to or purchase any securities. This document does not constitute a Prospectus or Offering Memorandum.

These materials are not intended for distribution to, or use by any person or entity in any jurisdiction or country where such distribution would be contrary to local law or regulation.

Due to rounding, numbers presented in this presentation may not add up precisely to the totals provided and percentages may not exactly reflect the absolute figures.

* being: Fluvius Antwerpen, Fluvius Limburg, Fluvius West, Gaselwest, Imewo, Intergem, Iveka, Iverlek, PBE, Riobra, Sibelgas